



User Manual

PCE-PP Series Parcel Scales



User manuals in various languages (français, italiano, español, português, nederlands, türk, polski, русский, 中文) can be found by using our product search on: www.pce-instruments.com

Last change: 28 February 2022
v1.0



Contents

1	Safety notes	1
2	Specifications	2
3	Delivery scope	2
4	Device description	3
4.1	Key assignment.....	4
5	Switching the scales on and off	4
6	Taring	4
7	Changing the unit	4
8	Piece counting function	4
9	Measured value	5
10	Calibration	5
11	Contact	6
12	Disposal	6

1 Safety notes

Please read this manual carefully and completely before you use the device for the first time. The device may only be used by qualified personnel and repaired by PCE Instruments personnel. Damage or injuries caused by non-observance of the manual are excluded from our liability and not covered by our warranty.

- The device must only be used as described in this instruction manual. If used otherwise, this can cause dangerous situations for the user and damage to the meter.
- The instrument may only be used if the environmental conditions (temperature, relative humidity, ...) are within the ranges stated in the technical specifications. Do not expose the device to extreme temperatures, direct sunlight, extreme humidity or moisture.
- Do not expose the device to shocks or strong vibrations.
- The case should only be opened by qualified PCE Instruments personnel.
- Never use the instrument when your hands are wet.
- You must not make any technical changes to the device.
- The appliance should only be cleaned with a damp cloth. Use only pH-neutral cleaner, no abrasives or solvents.
- The device must only be used with accessories from PCE Instruments or equivalent.
- Before each use, inspect the case for visible damage. If any damage is visible, do not use the device.
- Do not use the instrument in explosive atmospheres.
- The measurement range as stated in the specifications must not be exceeded under any circumstances.
- Non-observance of the safety notes can cause damage to the device and injuries to the user.

We do not assume liability for printing errors or any other mistakes in this manual.

We expressly point to our general guarantee terms which can be found in our general terms of business.

If you have any questions please contact PCE Instruments. The contact details can be found at the end of this manual.



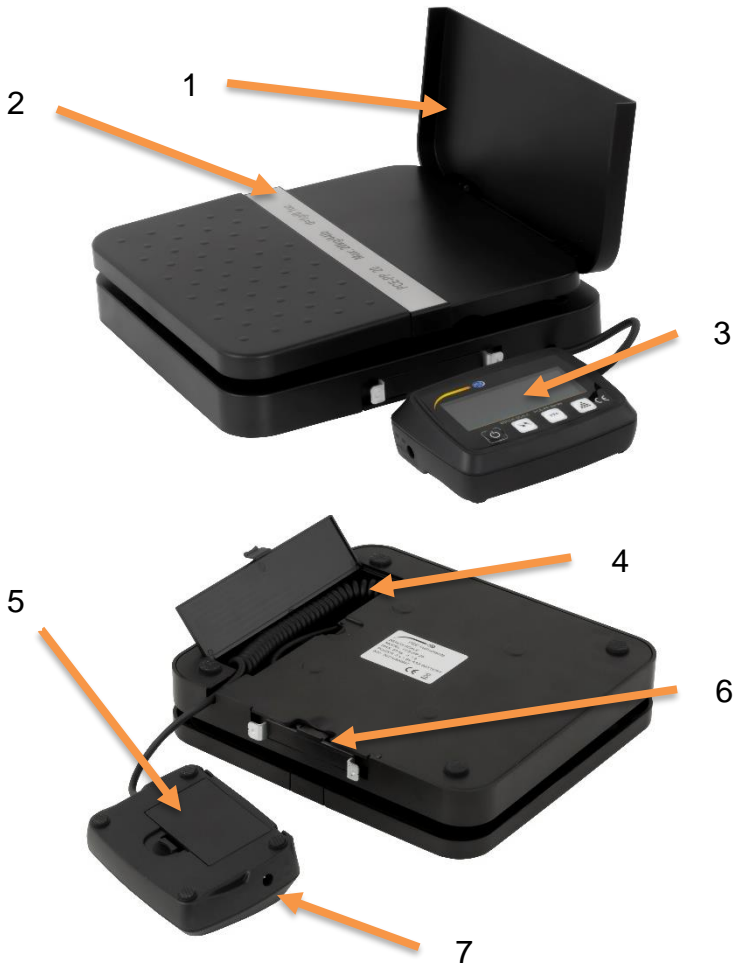
2 Specifications

PCE-PP 20	
Weighing range	0 ... 20 kg / 0 ... 44 lb
Resolution	1 g / 0.03 oz
Accuracy	±0.1 % of weighing range
PCE-PP 50	
Weighing range	0 ... 50 kg / 0 ... 110 lb
Resolution	1 g / 0.03 oz
Accuracy	±0.1 % of weighing range
Further specifications	
Units	lb / oz, kg / g, kg, g, lb, oz
Overrange indication	"O-Ld"
Low battery voltage indicator	"LO"
Automatic power off	after 5 minutes of inactivity
Power supply battery	3 x 1.5 V AAA battery
Power supply mains adaptor	primary: 100 ... 240 V AC / 50, 60 Hz secondary: 6 V DC, 1 A
Environmental conditions	5 ... 35 °C, <90 % RH, non-condensing
Weighing platform dimensions	198 x 180 x 44 / (120 (unfolded)) mm / 7.8 x 7.0 x 1.7 / (4.7 (unfolded)) "
Display dimensions	92 x 68 x 30 mm / 3.6 x 2.6 x 1.1"
Display cable	spiral cable with a length of 280 mm / 43"
Weight	810 g / 28.5 oz

3 Delivery scope





- 1 x parcel scales PCE-PP Series
- 3 x 1.5 V AAA battery
- 1 x mains adaptor
- 1 x user manual

4 Device description



No.	Description
1	Fold-out wall
2	Weighing surface
3	Display unit
4	Compartment for spiral cable
5	Battery compartment
6	Bracket for display unit
7	Mains connection

4.1 Key assignment

Key	Description
	On and off switch
	Unit key
	Tare key
	Piece counting key

5 Switching the scales on and off

To switch on the scales, briefly press the on/off key once. The measurement starts immediately. To switch off the scales, press the key again.

Note:

If you do not use the scales within 5 minutes, they switch off automatically. Note that the balance is zeroed when it is switched on. Zeroing does not increase the weighing range.

6 Taring

To tare the applied weight, press and release the tare key once.

Note:

Taring does not increase the weighing range.

7 Changing the unit

To select the unit, press the unit key repeatedly until you see your desired unit displayed. You can choose lb / oz, kg / g, kg, g, lb or oz.

8 Piece counting function

First place the reference weight on the weighing platform. To be able to use the piece counting function, now press and hold the piece counting key. With the unit key, you can now select how many pieces are on the scales. You can choose 25, 50, 75 or 100 pieces. Press the piece counting key again to use the piece counting function. To exit the piece counting function, press the unit key. You can repeat the piece count measurement with the same reference at any time by pressing and releasing the piece counting key once. If you want to teach in a new reference weight, start again with this paragraph and repeat the procedure.

9 Measured value

After the displayed reading has stabilised, the "hold" indicator flashes six times. As soon as "hold" stops flashing, the reading is held for another 6 seconds if the weight changes by more than 5 g.

Note:

This function cannot be disabled.

10 Calibration

To perform a calibration, press and hold the unit key while the scales are switched on until the scales' weighing range is briefly displayed once. You can then select the calibration weight. To do this, press the tare key. You can choose 5,000 g or 10,000 g. Then press the unit key. "CAL" briefly appears on the display. The set weight is then displayed flashing. Now place the set weight on the weighing cell. After a few seconds, "PASS" is shown on the display if the calibration was successful.

Note:

If you wish to cancel the calibration or if an error has occurred, you can cancel the calibration at any time by switching off the scales.



11 Contact

If you have any questions, suggestions or technical problems, please do not hesitate to contact us. You will find the relevant contact information at the end of this user manual.

12 Disposal

For the disposal of batteries in the EU, the 2006/66/EC directive of the European Parliament applies. Due to the contained pollutants, batteries must not be disposed of as household waste. They must be given to collection points designed for that purpose.

In order to comply with the EU directive 2012/19/EU we take our devices back. We either re-use them or give them to a recycling company which disposes of the devices in line with law.

For countries outside the EU, batteries and devices should be disposed of in accordance with your local waste regulations.

If you have any questions, please contact PCE Instruments.



PCE Instruments contact information

Germany

PCE Deutschland GmbH
Im Langel 26
D-59872 Meschede
Deutschland
Tel.: +49 (0) 2903 976 99 0
Fax: +49 (0) 2903 976 99 29
info@pce-instruments.com
www.pce-instruments.com/deutsch

United Kingdom

PCE Instruments UK Ltd
Unit 11 Southpoint Business Park
Ensign Way, Southampton
Hampshire
United Kingdom, SO31 4RF
Tel: +44 (0) 2380 98703 0
Fax: +44 (0) 2380 98703 9
info@pce-instruments.co.uk
www.pce-instruments.com/english

The Netherlands

PCE Brookhuis B.V.
Institutenweg 15
7521 PH Enschede
Nederland
Telefoon: +31 (0)53 737 01 92
info@pcebenelux.nl
www.pce-instruments.com/dutch

France

PCE Instruments France EURL
23, rue de Strasbourg
67250 Soultz-Sous-Forets
France
Téléphone: +33 (0) 972 3537 17
Numéro de fax: +33 (0) 972 3537 18
info@pce-france.fr
www.pce-instruments.com/french

Italy

PCE Italia s.r.l.
Via Pesciatina 878 / B-Interno 6
55010 Loc. Gragnano
Capannori (Lucca)
Italia
Telefono: +39 0583 975 114
Fax: +39 0583 974 824
info@pce-italia.it
www.pce-instruments.com/italiano

United States of America

PCE Americas Inc.
1201 Jupiter Park Drive, Suite 8
Jupiter / Palm Beach
33458 FL
USA
Tel: +1 (561) 320-9162
Fax: +1 (561) 320-9176
info@pce-americas.com
www.pce-instruments.com/us

Spain

PCE Ibérica S.L.
Calle Mayor, 53
02500 Tobarra (Albacete)
España
Tel. : +34 967 543 548
Fax: +34 967 543 542
info@pce-iberica.es
www.pce-instruments.com/espanol

Turkey

PCE Teknik Cihazları Ltd.Şti.
Halkalı Merkez Mah.
Pehlivan Sok. No.6/C
34303 Küçükçekmece - İstanbul
Türkiye
Tel: 0212 471 11 47
Faks: 0212 705 53 93
info@pce-cihazlari.com.tr
www.pce-instruments.com/turkish